



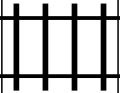
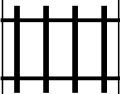







PUZZLE MADNESS

Daily Medium Train Tracks Puzzle for Sunday 21st June 2015

										6
										6
										5
										4
										3
										6
										5
										4
										3