
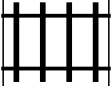









PUZZLE MADNESS

Daily Medium Train Tracks Puzzle for Tuesday 23rd June 2015

5	2	6	6	5	3	8	5	4	4	
										1
										5
										10
										7
										7
										5
										4
										4
										2
										3