


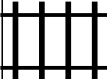







PUZZLE MADNESS

Daily Medium Train Tracks Puzzle for Wednesday 24th June 2015

2 8 7 8 6 3 4 4 2 6

										2
										5
										6
										7
										4
										7
										7
										6
										3
										3