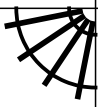
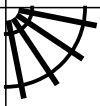
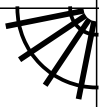







PUZZLE MADNESS

Daily Medium Train Tracks Puzzle for Sunday 28th June 2015

2 4 10 6 4 4 7 4 2 3

										2
										2
										4
										6
										6
										6
										6
										5
										6
										3