










PUZZLE MADNESS

Daily Medium Train Tracks Puzzle for Tuesday 30th June 2015

| | | | | | | | | | | |
|---|---|---|--|---|---|--|---|---|---|---|
| 1 | 1 | 3 | 10 | 4 | 5 | 6 | 8 | 7 | 2 | |
| | | |  | | | | |  | | 3 |
| | | | | | | | | | | 4 |
| | | | | | | | |  | | 4 |
| | | | | | | | | | | 6 |
| | | | | | | | | | | 5 |
|  | | | | | | | | | | 5 |
| | | | | | |  | | | | 5 |
| | |  | | | | | | | | 5 |
| | | | | | | | | | | 6 |
| | | | | | |  | | | | 4 |