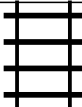
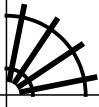
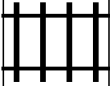

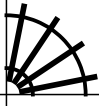
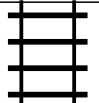




PUZZLE MADNESS

Daily Medium Train Tracks Puzzle for Thursday 14th January 2016

5	6	4	4	7	6	9	1	2	
									1
									1
									4
									6
									5
									6
									6
									2
									7
									6