
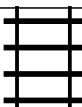







PUZZLE MADNESS

Daily Medium Train Tracks Puzzle for Saturday 26th November 2016

7 4 8 2 1 3 7 7 3 4

										1
										4
										5
										8
										5
										5
										4
										4
										6
										4