












PUZZLE MADNESS

Daily Medium Train Tracks Puzzle for Sunday 27th November 2016

										5
										3
										4
										3
										6
										2
										5
										6
										8
										4