

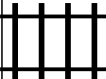
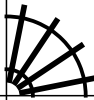



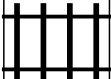




PUZZLE MADNESS

Daily Medium Train Tracks Puzzle for Monday 28th November 2016

1	7	7	3	5	3	3	7	7	3	
										5
										6
										5
										5
										3
										3
										4
										6
										5
										4