
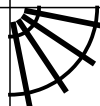
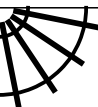
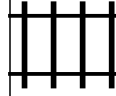






PUZZLE MADNESS

Daily Medium Train Tracks Puzzle for Saturday 17th December 2016

3 1 2 5 4 7 6 7 3

| | | | | | | | | | |
|---|--|---|--|--|---|--|---|--|---|
| | | | | | | | | | 2 |
| | | | | | | | | | 3 |
| | |  | | | | | | | 5 |
| | | | | |  | | | | 6 |
|  | | | | |  | |  | | 6 |
| | | | | | | | | | 4 |
| | | | | | | | | | 5 |
| | | | | | | | | | 6 |
| | | | | | | |  | | 1 |