



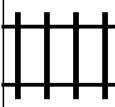





PUZZLE MADNESS

Daily Medium Train Tracks Puzzle for Sunday 18th December 2016

2 6 3 4 5 4 7 4 3

| | | | | | | | | | |
|--|--|---|--|--|---|--|---|---|---|
| | | | | | | | | | 2 |
| | | | | | | | | | 3 |
| | | | | | | | |  | 4 |
| | | | | | | | | | 7 |
| | |  | | | | | | | 4 |
| | | | | | | | | | 3 |
| | | | | | | |  |  | 4 |
| | | | | | | | | | 6 |
| | |  | | |  | | | | 5 |