


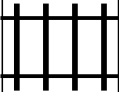






PUZZLE MADNESS

Daily Medium Train Tracks Puzzle for Saturday 24th December 2016

4 4 3 2 8 4 7 3 5 2

										4
										7
										7
										7
										6
										4
										2
										2
										3