








PUZZLE MADNESS

Daily Medium Train Tracks Puzzle for Sunday 25th December 2016

| | | | | | | | | | | |
|---|--|---|--|---|--|--|--|---|--|---|
| | | | | | | | | | | |
| | | | | | | | | | | 4 |
| | | | | | | | | | | 4 |
| | | | | | | | | | | 5 |
| | |  | | | | | | | | 8 |
| | | | | | | | |  | | 4 |
| | | | | | | | | | | 3 |
|  | | | |  | | | | | | 3 |
| | | | | | | | | | | 2 |
| | | | | | | | |  | | 4 |