









PUZZLE MADNESS

Daily Medium Train Tracks Puzzle for Monday 15th February 2016

2	3	5	6	2	7	6	4	5	2	
										1
										3
										7
										6
										6
										7
										5
										3
										4