
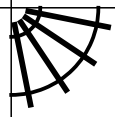
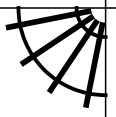
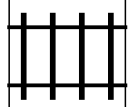
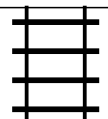





PUZZLE MADNESS

Daily Medium Train Tracks Puzzle for Tuesday 23rd February 2016

2	2	2	5	4	4	6	9	4	
									2
									4
									5
									5
									5
									6
									6
									2
									3