







# PUZZLE MADNESS

Daily Medium Train Tracks Puzzle for Saturday 27th February 2016

|   |  |  |  |  |  |  |   |   |  |   |
|---|--|--|--|--|--|--|---|---|--|---|
|   |  |  |  |  |  |  |   |   |  |   |
|   |  |  |  |  |  |  |   |   |  | 4 |
|   |  |  |  |  |  |  |  |   |  | 5 |
|   |  |  |  |  |  |  |   |   |  | 4 |
|   |  |  |  |  |  |  |   |   |  | 4 |
|   |  |  |  |  |  |  |   |   |  | 7 |
|   |  |  |  |  |  |  |   |   |  | 4 |
|   |  |  |  |  |  |  |   |   |  | 2 |
|   |  |  |  |  |  |  |   |  |  | 3 |
|  |  |  |  |  |  |  |   |   |  | 3 |
|   |  |  |  |  |  |  |   |   |  | 5 |