














PUZZLE MADNESS

Daily Medium Train Tracks Puzzle for Sunday 28th February 2016

										4
										4
										3
										5
										4
										6
										4
										8
										6
										3