




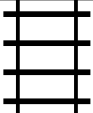




PUZZLE MADNESS

Daily Medium Train Tracks Puzzle for Friday 20th May 2016

2 2 9 5 4 4 5 3 5

| | | | | | | | | | |
|---|--|---|--|---|---|--|--|--|---|
| | | | | | | | | | 4 |
|  | | | | | | | | | 5 |
| | |  | | | | | | | 5 |
| | | | | | | | | | 5 |
| | |  | | | | | | | 3 |
| | | | | | | | | | 3 |
| | | | | |  | | | | 4 |
| | | | | | | | | | 6 |
| | |  | |  | | | | | 4 |