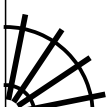








PUZZLE MADNESS

Daily Medium Train Tracks Puzzle for Saturday 11th June 2016

5	5	5	5	2	3	5	5	2	
									4
									7
									4
									7
									3
									2
									3
									1
									6