








PUZZLE MADNESS

Daily Medium Train Tracks Puzzle for Sunday 12th June 2016

4	6	4	4	5	6	6	1	1	
									3
									6
									5
									3
									6
									6
									4
									2
									2