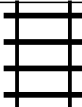



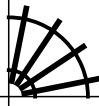






PUZZLE MADNESS

Daily Medium Train Tracks Puzzle for Monday 13th June 2016

2	3	7	7	7	3	5	5	3	
									3
									5
									5
									5
									5
									4
									7
									6
									1
									1