






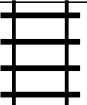




PUZZLE MADNESS

Daily Medium Train Tracks Puzzle for Saturday 18th June 2016

											2
											3
											4
											6
											10
											2
											5
											7
											5
											3