






PUZZLE MADNESS

Daily Medium Train Tracks Puzzle for Monday 20th June 2016

5	3	5	4	4	4	6	3	5	
									1
									3
									5
									9
									7
									4
									8
									1
									1