









PUZZLE MADNESS

Daily Medium Train Tracks Puzzle for Tuesday 21st June 2016

3	6	6	9	4	5	3	4	1	
									3
									5
									6
									3
									3
									3
									4
									4
									4
									6