
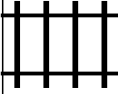











PUZZLE MADNESS

Daily Medium Train Tracks Puzzle for Monday 27th June 2016

2 3 5 5 5 5 6 6 4 1

										1
										1
										5
										6
										5
										3
										7
										7
										7