




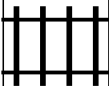






PUZZLE MADNESS

Daily Medium Train Tracks Puzzle for Tuesday 28th June 2016

2	4	3	5	8	6	8	4	2	
									4
									5
									5
									1
									2
									4
									7
									7
									4
									3