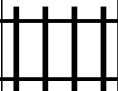



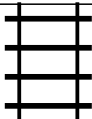






PUZZLE MADNESS

Daily Medium Train Tracks Puzzle for Saturday 14th January 2017

| | | | | | | | | | |
|---|---|---|---|---|---|--|---|---|---|
| 3 | 3 | 7 | 5 | 3 | 3 | 6 | 5 | 2 | |
| | | | |  | | | | | 6 |
| | | | | | | | | | 2 |
| | | | | | | | | | 4 |
| | | | | | | | |  | 5 |
| | | | | | | | | | 1 |
|  | | | | | | | | | 7 |
| | | | |  | |  | | | 5 |
| | | | | | | | |  | 5 |
| | | |  | | | | | | 2 |