
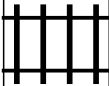


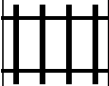







PUZZLE MADNESS

Daily Medium Train Tracks Puzzle for Tuesday 20th June 2017

3	6	6	6	2	3	4	7	4		
										6
										7
										3
										3
										4
										5
										1
										3
										2
										7