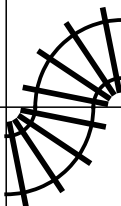










PUZZLE MADNESS

Daily Medium Train Tracks Puzzle for Saturday 24th June 2017

3 4 5 4 6 5 4 4 2

									5
									7
									6
									5
									5
									2
									1
									1
									5