
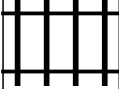



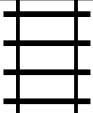






PUZZLE MADNESS

Daily Medium Train Tracks Puzzle for Saturday 13th January 2018

5	5	5	6	4	5	2	4	2	4		
											2
											3
											5
											6
											9
											6
											5
											4
											4
											2