
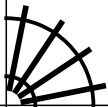
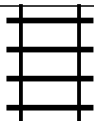
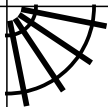







PUZZLE MADNESS

Daily Medium Train Tracks Puzzle for Saturday 22nd December 2018

5	5	6	5	7	6	2	2	2	1	
										2
										5
										3
										6
										4
										4
										3
										8
										6