


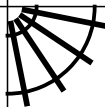







PUZZLE MADNESS

Daily Medium Train Tracks Puzzle for Sunday 20th May 2018

| | | | | | | | | | | |
|---|---|---|---|---|--|---|--|---|---|---|
| 2 | 5 | 6 | 6 | 2 | 6 | 4 | 4 | 5 | 1 | |
| | | | | |  | | | | | 5 |
| | | | | | | |  | | | 8 |
| | | | | | | | | | | 4 |
|  | | | | | | | |  | | 6 |
| | | | | | |  | | |  | 7 |
| | | | | | | | | | | 5 |
| | | | | | | | | | | 2 |
| | | | | | | | | | | 2 |
| | | |  | | | | | | | 2 |