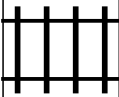

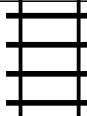







PUZZLE MADNESS

Daily Medium Train Tracks Puzzle for Saturday 23rd June 2018

2 2 5 7 2 1 5 8 5 4

										5
										5
										4
										5
										8
										2
										4
										5
										3