




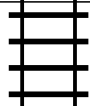







PUZZLE MADNESS

Daily Medium Train Tracks Puzzle for Saturday 28th July 2018

1 4 6 7 4 3 5 5 8 3

										5
										4
										3
										4
										2
										6
										5
										5
										6
										6