

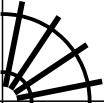







PUZZLE MADNESS

Daily Medium Train Tracks Puzzle for Saturday 23rd November 2019

4 5 6 4 2 5 5 5 5 1

										3
										3
										3
										2
										6
										6
										6
										6
										7