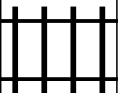




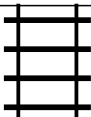





PUZZLE MADNESS

Daily Medium Train Tracks Puzzle for Saturday 14th December 2019

| | | | | | | | | | | |
|---|---|---|---|--|---|--|---|---|---|---|
| 1 | 4 | 5 | 4 | 2 | 7 | 6 | 5 | 5 | 4 | |
| | | | |  | |  | | | | 5 |
| |  | | | | | | | | | 6 |
| | | | | | | | | | | 8 |
| | | | | | | | | | | 2 |
|  | | | | | | | | | | 4 |
| | | | | | | | | | | 1 |
| | | | | |  | | | | | 8 |
| | | | | | | | | | | 4 |
| | |  | | | | | |  | | 5 |