












PUZZLE MADNESS

Daily Medium Train Tracks Puzzle for Saturday 20th April 2019

4	5	2	8	7	5	6	3	3	3
									3
									6
									7
									5
									5
									7
									4
									3
									4
									2