




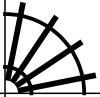
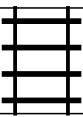








PUZZLE MADNESS

Daily Medium Train Tracks Puzzle for Saturday 8th June 2019

										2
										8
										4
										5
										4
										4
										5
										5
										2
										2