









PUZZLE MADNESS

Daily Medium Train Tracks Puzzle for Saturday 22nd February 2020

5	3	1	3	8	5	3	5	6	
									1
									1
									5
									5
									9
									6
									5
									5
									2