
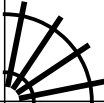

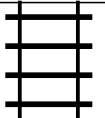
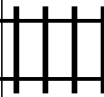

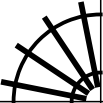




PUZZLE MADNESS

Daily Medium Train Tracks Puzzle for Saturday 13th June 2020

1	2	4	3	6	4	6	7	5	6	
										8
										4
										6
										5
										7
										5
										3
										4
										2