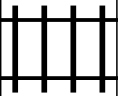








PUZZLE MADNESS

Daily Medium Train Tracks Puzzle for Monday 22nd June 2020

6 4 6 2 5 3 2 7 4 2

										5
										5
										2
										2
										3
										6
										7
										5
										6