












# PUZZLE MADNESS

Daily Medium Train Tracks Puzzle for Sunday 28th June 2020

4	1	7	7	3	3	6	7	6	2	
										3
										6
										8
										4
										4
										6
										5
										3
										5
										2