


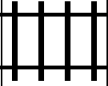




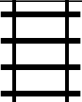




PUZZLE MADNESS

Daily Medium Train Tracks Puzzle for Wednesday 13th January 2021

4	7	6	6	7	5	3	6	1	2	
										3
										2
										5
										4
										5
										5
										7
										6
										6
										4