












PUZZLE MADNESS

Daily Medium Train Tracks Puzzle for Saturday 15th May 2021

1 1 8 7 5 5 7 4 5

2
5
4
5
5
3
6
6
4
3