



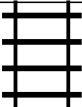

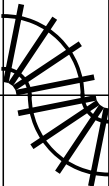


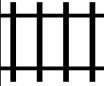




PUZZLE MADNESS

Daily Medium Train Tracks Puzzle for Saturday 26th June 2021

2	2	7	7	4	3	5	8	4		
										3
										3
										5
										4
										3
										4
										4
										6
										6
										4