
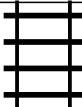



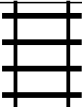







PUZZLE MADNESS

Daily Medium Train Tracks Puzzle for Monday 28th June 2021

3	4	6	6	6	4	4	4	5		
										3
										5
										5
										3
										5
										3
										4
										5
										6
										3