

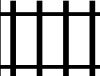
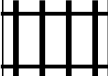







# PUZZLE MADNESS

Daily Medium Train Tracks Puzzle for Saturday 15th January 2022

3	7	7	6	5	6	4	3	1	
									6
									5
									5
									6
									2
									3
									6
									3
									4
									2