










PUZZLE MADNESS

Daily Medium Train Tracks Puzzle for Sunday 23rd January 2022

2	5	8	3	5	2	5	6	4	2	
										4
										4
										7
										5
										2
										6
										6
										4
										4