










PUZZLE MADNESS

Daily Medium Train Tracks Puzzle for Saturday 12th November 2022

2 3 9 8 4 6 2 4 5 3

										5
										7
										6
										4
										2
										4
										8
										4
										2
										4