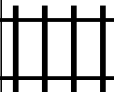


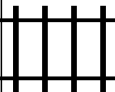





PUZZLE MADNESS

Daily Medium Train Tracks Puzzle for Saturday 26th November 2022

4 4 3 7 5 3 8 3 1

									5
									3
									7
									2
									8
									3
									4
									2
									4